

# Successful Admission to Master of Social Work (MSW) Program

---



CALIFORNIA STATE UNIVERSITY  
**BAKERSFIELD**

# What is Social Work?

- A profession that helps people fit their environments & helps environments fit people



# SOCIAL WORK PRACTICE INCLUDES...

- helping people obtain tangible services
- counseling and psychotherapy with individuals, families, and groups
- helping communities or groups provide or improve social and health services
- participating in legislative processes







# Where do social workers work?

- Public Social Service Agencies
- Non-profit/For-profit social services organizations
- Non-government organizations
- Private practice
- Schools
- Child welfare
- Substance use disorder treatment
- Hospitals/ Clinics
- Hospices
- Nursing homes
- Military Bases
- Prisons
- Public Office
- Advocacy Groups





# Problems Social Workers Address

- Social, economic, racial, and environmental injustices
- Family conflict
- Child abuse and neglect
- Psychiatric illness
- Substance use disorders
- Social maladaptation
- Intimate partner violence
- Coping with chronic or terminal illness
- Challenges of aging or immigration



# Groups Social Workers Help

- Children
- Adolescents
- Adults
- Older Adults
- Families
- Organizations
- Communities



# Professional Social Work Values

Service

Social justice

Dignity and worth of the person

Importance of human relationships

Integrity

Competence



# MSW Degree Benefits

- The degree provides broad preparation for different positions within an organization.
- MSW degree is recognized by all states, the federal government, and by many other nations.
- Overall employment of social workers is projected to grow 9 percent from 2021 to 2031, faster than the average for all occupations (BLS, 2022).
- About 74,700 openings for social workers are projected each year, on average, over the decade (BLS, 2022).





# CSUB Department of Social Work Program Description

A graduate professional program

Prepares students to:

- Promote effective social functioning and social justice
- Work with vulnerable individuals and families who have diverse characteristics



# Program Features

Accredited by the Council on Social Work Education (CSWE) through 2031

1-, 2-, and 3-Year options:

1 Year Program for Advanced-Standing students with a BSW from a CSWE accredited program; complete the program in a summer and one year

2-Year Program takes two academic years (no summers)

3-Year Program takes three academic years (hybrid classes at night; 1 class per summer)




# Weekly Schedule



- **1 Year Program**
  - Summer 2025 Course
  - Courses mostly during the day on Tuesdays and Thursdays
  - Practicum placement during the day Mondays, Wednesdays, and Fridays (starting Fall 2025)
- **2 Year Program**
  - Courses mostly during the day on Tuesdays and Thursdays
  - Practicum placement during the day Mondays, Wednesdays, and Fridays (starting Spring 2026)
- **3 Year Program**
  - Courses are hybrid; students will attend class either Tuesday or Thursday night in-person and online class component on the alternate evening
  - Practicum placement during the day on Mondays through Fridays (starting Spring 2027)
- 2- and 3-Year Program practicum experience 2.5 days per week for 1.5 years.
- All 2- and 3-Year Program students will complete 960 hours of practicum education by the time they graduate.

# Advanced Generalist Practice



The program uses an advanced generalist model in which graduates are prepared to:

- Select among different theories and approaches and apply them in different roles/settings.

Our curriculum addresses two levels of competency:

- Foundation
- Concentration



# Core Curriculum

All students take the same core curriculum centering on:

- Human Behavior and the Social Environment
- Social Policy
- Social Work Research
- Social Work Practice
- Practicum Experience
- Social Work Values and Ethics

Electives range from:

- Child Welfare
- Substance Use Disorders
- Integrated Healthcare
- School Social Work
- Older Adults



# MSW Admissions Process

Determine eligibility

Apply to both CSUB & Department of Social Work

To be admitted, you must be admitted by both CSUB & Department of Social Work



# Eligibility Requirements

- Accredited bachelor's degree (Spring graduates are eligible to apply);
- Submit scores to satisfy the Writing Proficiency Exam;
- Must meet university requirements with a GPA of at least 2.5, but MSW applicants should aim to have a cumulative GPA of 3.0 or higher.




# Additional Requirement for 1 Year Program

- BSW within the last five years from an accredited program
- Overall GPA of 3.0
- Grade of B or better in all social work courses
- Will complete the program in a summer and one academic year





# Application Materials Required



## Apply to the University via [Cal State Apply](#)

Pay \$70 application fee (no fee waivers available)

3 References

Resume

Employment/Volunteer Verification Letters

Official Transcripts



## Writing Exam

Writing Proficiency Exam @ CSUB Testing Center

# CSUB MSW Writing Exam

- \$45 (Cash or Money Order ONLY)
- Schedule with the CSUB Testing Center by 1/31/25 - [testingcenter@csub.edu](mailto:testingcenter@csub.edu)
- Complete and Pay for Cal State Apply Application in advance
- Bring your picture ID and proof of payment for Cal State apply to the test
- Review the personal statement prompt and come prepared to write your personal statement during the proctored writing exam
- Write your personal statement in-person on a computer within 2-hour period

# Personal Statement

Develop a 2-page double-spaced personal statement

## Core Elements:

- Significant personal, academic, and /or professional factors influencing your decision to pursue a Master of Social Work degree.
- Relevant personal, academic, and/or professional experiences, qualities, and/or abilities that will contribute to your overall success as a graduate student and in the social work profession.
- Your career goals, commitment to social change (or justice), and interest in particular social work issues, including specific populations.
- Specific reasons CSUB Department of Social Work is a good fit for your educational and professional goals.

# Personal Statement Tips

- Highlight strengths that you believe will make you a good MSW student and future social worker
- If your GPA does not reflect your intellectual capability, explain why
- Make sure the information presented is concise and contains **NO SPELLING OR GRAMMATICAL ERRORS**





# Writing Tips

- Write to the prompt
- Think about audience
- Organize your ideas coherently
- Use transition devices to show relationships among ideas
- Use standard English
- Proofread!



# Financial Assistance

## Apply to CSUB's Financial Aid

- Complete your FAFSA or DREAM ACT

## Available Program Stipends

- CalSWEC Child Welfare Program
- CalSWEC Public Behavioral Health (PBH) Program



# CalSWEC Child Welfare Program

## 2-Year Program Information

- Accepted to MSW program
- Concentration Child Welfare classes and Practicum in Child Welfare agency(s)
- Grant \$25,000 per year (split between semesters)
- Grant should not be considered an “upfront” payment – it may arrive after costs are due
- Payback = 24 months in public child welfare agency as social worker.

## 3-Year Program Information

- Accepted into MSW program
- Work in a County Child Welfare agency as a child welfare worker
- Have the support of their sponsoring agency – letter required
- Concentration Child Welfare classes and Practicum in sponsoring Child Welfare agency
- Reimbursement for tuition, books, fees, mileage
- Payback = 24 months at same sponsoring agency

# CaISWEC PBH MSW Training Program

## Overview

- A statewide initiative aimed at preparing MSW students for effective behavioral health care in publicly funded programs, including mental health care, addiction care, and/or interdisciplinary care to clients through a publicly funded agency.

## Financial Support

- \$25,000/yr for 1- and 2-Year Program students
- \$12,500/yr for 3-Year Program students
- Disbursements occur in mid to late Fall & mid to late Spring
- PBH participants must pay tuition and use the disbursement to reimburse themselves

## Eligibility

- Accepted to the MSW Program
- Available to any 1-, 2-, or 3-Year Program applicant
  - (3-Year Program students apply in their 2<sup>nd</sup> year)
- Acceptance is only guaranteed for 1 year (reapply annually)
- Additional application materials required.

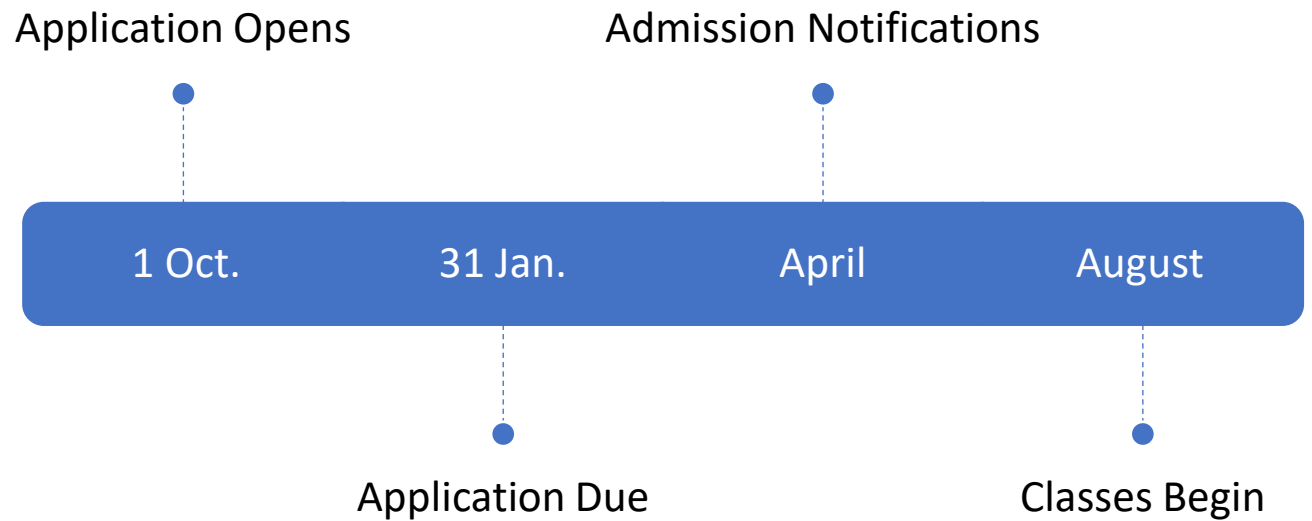
## Requirements

- Practicum in a PBH approved placement
- Attend mandatory trainings (6-7/semester)
- Work 1 year post MSW graduation for each year in the program
- Work toward your LCSW after MSW graduation

## Timeline

- Students will be notified of their PBH acceptance status no later than 6/1/25.

# Application Dates



# Important MSW Application Information

Admissions  
Information

Scan  
Me



Application

Scan  
Me



# Thank You

Any questions? Contact us:  
Email: [mswadmissions@csub.edu](mailto:mswadmissions@csub.edu)

Website:

[www.csub.edu/socialwork](http://www.csub.edu/socialwork)

Phone: 661-654-2107

---



CALIFORNIA STATE UNIVERSITY  
**BAKERSFIELD**

